

**Buckhorn's** Detached Lid Containers are available in 21" x 15" and 24" x 20" footprints. Various heights and styles allow you to match the right container to your operations – from retail/wholesale distribution to grocery and general manufacturing applications.


- High capacities and durable construction increase productivity and reduce product damage
- Detached lids snap tight for secure closure
- Lids are available in recessed style for secure stacking, strapping style for banding use, and high-cube for additional inside usable height
- Provide long life and lower cost per trip versus cardboard boxes
- Containers stack, nest, and interwork for optimum space utilization
- Recessed lids allow secure stacking
- Several handle styles available: open, closed, and ergonomic for safe lifting (vary by model)

### Recessed Lid

Creates a retaining wall to form secure stacks

### Reinforced Tie Holes

Tie holes in both ends secure lids for shipping and handling



### Textured Bottom

Prevents slippage on conveyors. Standard on most models. Smooth bottoms are available

### Ergonomic Handles

For comfortable lifting (open/closed handles on some models)

## 21" x 15" Containers

- Reinforced tie holes allow lids to be secured with plastic ties

Model No. DL21150526 Open Handles/Open Bottom  
S Model No. DL21150512 (1) Open Handles/Solid Bottom  
 Model No. DL21150524 Closed Handles/Open Bottom  
 Model No. DL21150508 Closed Handles/Solid Bottom  
 Dim: L 21.38" x W 15.25" x H 5.38"  
 Capacity: 50 lbs. / 23 kg  
 Color: Lt. Gray

Model No. DL21150726 Open Handles/Open Bottom  
S Model No. DL21150712 Open Handles/Solid Bottom  
 Model No. DL21150724 Closed Handles/Open Bottom  
 Model No. DL21150708 Closed Handles/Solid Bottom  
 Dim: L 21.38" x W 15.25" x H 7.88"  
 Capacity: 50 lbs. / 23 kg  
 Color: Lt. Gray

S Model No. DL21150920 Ergonomic Handles/Open Bottom  
 Model No. DL21150900 Ergonomic Handles/Solid Bottom  
S Model No. DL21150902 Ergonomic Handles/Closed Textured Bottom  
 Dim: L 21.38" x W 15.25" x H 9.56"  
 Capacity: 60 lbs. / 27 kg

S Model No. DL21151202 (3)  
 Ergonomic Handles/Solid Bottom  
 Dim: L 21.38" x W 15.25" x H 12.69"  
 Capacity: 60 lbs. / 27 kg  
 Color: Lt. Gray

Model No. DS21150100  
 Strapping Lid  
 Dim: L 21.38" x W 15.25" x H .88"

Model No. DH21150100  
 Hi-Cube Lid  
 Dim: L 21.38" x W 15.19" x H 1.81"

S Model No. DR21150100 (2)  
 Recessed Lid  
 Dim: L 21.38" x W 15.13" x H 1.13"  
 Colors: Lt. Gray, Red

## 24" x 20" Containers

- Containers cube 48" x 40" pallets, 4 per layer

Model No. DL24200627 Open Handles/Open Bottom  
 Model No. DL24200614 Open Handles/Solid Bottom  
 Model No. DL24200624 Closed Handles/Open Bottom  
 Model No. DL24200608 Closed Handles/Solid Bottom  
 Dim: L 24" x W 20" x H 6.75"  
 Capacity: 50 lbs. / 23 kg

Model No. DL24201026 Open Handles/Open Bottom  
S Model No. DL24201014 Open Handles/Solid Bottom  
 Model No. DL24201025 Closed Handles/Open Bottom  
 Model No. DL24201008 Closed Handles/Solid Bottom  
 Dim: L 24" x W 20" x H 10.38"  
 Capacity: 80 lbs. / 36 kg

Model No. DL24201221 Ergonomic Handles/Open Bottom  
S Model No. DL24201202 Ergonomic Handles/Solid Bottom  
 Dim: L 24" x W 20" x H 12.38"  
 Capacity: 80 lbs. / 36 kg

S Model No. DR24200100  
 Recessed Lid  
 Dim: L 24" x W 20" x H 1.13"

Model No. DS24200100  
 Strapping Lid  
 Dim: L 24.06" x W 20.13" x H 1.5"

**OPTIONS:** Hot stamping, card holders, special colors, or other identification methods available for container control programs

S = In Stock Items


# Options



## Lids

Three lid styles are available. Minimum order requirements apply for Hi-cube and Strapping Lids.

- Recessed lid creates a retaining wall to form secure stacks
- Strapping lid allows flush-fitting strapping to stabilize loads
- Hi-cube lid maximizes container cube and inside usable height



## Handles

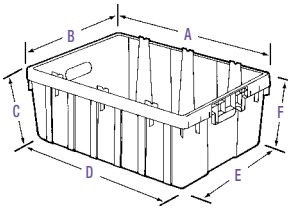
Several handle styles are available depending on model

- Open for easy gripping
- Closed for increased security
- Ergonomic for comfortable lifting

# Detached Lid Container Specifications

## 21" x 15" Containers

- Stock color: Lt. Gray
- DL21150902 available in Lt. Gray, Red, or Lt. Blue
- Lid DR21150100 available in Lt. Gray or Red



Model No.	Description	Dimensions			Inside Usable Height H"(F)	Weight lbs.	Weight Capacity lbs.	Volume w/lid			Nesting Ratio	48' Truck Capacity		53' Truck Capacity							
		Outside Top L"(A)	W"(B)	H"(C)				Inside Bottom L"(D)	W"(E)	Cu. Ft. (R)		(S)	(HC)	Stacked w/lid (R)	Nested w/lid (S)	Stacked w/lid (R)	Nested w/lid (S)				
DL21150526	Open Handles/Open Bottom	21.38	15.25	5.38	18.6	13	3.9	2.50	50	0.58	0.6	.85	3.9:1	3674	3173	6000	6912	4092	3534	6600	7524
	mm/kg/l	543	387	137	472	330	99	1.13	23	16	19	24	—	—	—	—	—	—	—	—	—
<b>S</b> DL21150512	Open Handles/Solid Bottom	21.38	15.25	5.38	18.6	13	3.9	2.50	50	0.58	0.6	.85	3.9:1	3674	3173	6000	6912	4092	3534	6600	7524
	mm/kg/l	543	387	137	472	330	99	1.13	23	16	19	24	—	—	—	—	—	—	—	—	—
DL21150524	Closed Handles/Open Bottom	21.38	15.25	5.38	18.6	13	3.9	2.50	50	0.58	0.6	.85	3.9:1	3674	3173	6000	6912	4092	3534	6600	7524
	mm/kg/l	543	387	137	472	330	99	1.13	23	16	19	24	—	—	—	—	—	—	—	—	—
DL21150508	Closed Handles/Solid Bottom	21.38	15.25	5.38	18.6	13	3.9	2.50	50	0.58	0.6	.85	3.9:1	3674	3173	6000	6912	4092	3534	6600	7524
	mm/kg/l	543	387	137	472	330	99	1.13	23	16	19	24	—	—	—	—	—	—	—	—	—
DL21150726	Open Handles/Open Bottom	21.38	15.25	7.88	18.5	13.1	6.9	2.94	50	0.97	1.07	1.25	3.5:1	2338	2171	4200	4800	2604	2418	4800	5184
	mm/kg/l	543	387	200	470	333	175	1.33	23	27	30	36	—	—	—	—	—	—	—	—	—
<b>S</b> DL21150712	Open Handles/Solid Bottom	21.38	15.25	7.88	18.5	13.1	6.9	2.94	50	0.97	1.07	1.25	3.5:1	2338	2171	4200	4800	2604	2418	4800	5184
	mm/kg/l	543	387	200	470	333	175	1.33	23	27	30	36	—	—	—	—	—	—	—	—	—
DL21150724	Closed Handles/Open Bottom	21.38	15.25	7.88	18.5	13.1	6.9	2.94	50	0.97	1.07	1.25	3.5:1	2338	2171	4200	4800	2604	2418	4800	5184
	mm/kg/l	543	387	200	470	333	175	1.33	23	27	30	36	—	—	—	—	—	—	—	—	—
DL21150708	Closed Handles/Solid Bottom	21.38	15.25	7.88	18.5	13.1	6.9	2.94	50	0.97	1.07	1.25	3.5:1	2338	2171	4200	4800	2604	2418	4800	5184
	mm/kg/l	543	387	200	470	333	175	1.33	23	27	30	36	—	—	—	—	—	—	—	—	—
<b>S</b> DL21150902	Ergo. Handles/Solid Bottom	21.38	15.25	9.56	18.4	13	9.0	3.36	60	1.22	1.32	1.48	4.3:1	1837	1670	4800	5184	2046	1674	5712	5412
	mm/kg/l	543	387	243	467	330	229	1.52	27	35	37	42	—	—	—	—	—	—	—	—	—
<b>S</b> DL21150920	Ergo. Handles/Open Bottom	21.38	15.25	9.56	18.4	13	9.0	3.36	60	1.22	1.32	1.48	4.3:1	1837	1670	4800	5184	2046	1674	5712	5412
	mm/kg/l	543	387	243	467	330	229	1.52	27	35	37	42	—	—	—	—	—	—	—	—	—
DL21150900	Ergo. Handles/Solid Bottom	21.38	15.25	9.56	18.4	13	9.0	3.36	60	1.22	1.32	1.48	4.3:1	1837	1670	4800	5184	2046	1674	5712	5412
	mm/kg/l	543	387	243	467	330	229	1.52	27	35	37	42	—	—	—	—	—	—	—	—	—
<b>S</b> DL21151202*	Ergo. Handles/Solid Bottom	21.38	15.25	12.69	17.9	12.5	12.0	4.13	60	—	—	—	5.0:1	1336	1336	4200	4320	1448	1267	4896	4716
	mm/kg/l	543	387	322	455	318	305	1.87	27	—	—	—	—	—	—	—	—	—	—	—	—

(HC) High Cube Lid - The increase in cubic volume capacity when using lid

## 21" x 15" Lids

Model No.	Description	L"(A)	Dimensions Outside Top W"(B)	H"(C)
<b>S</b> DR21150100	Recessed Lid	21.38	15.13	1.13
	mm/kg	543	384	29
DH21150100	Hi-Cube Lid	21.38	15.19	1.81
	mm/kg	543	386	46
DS21150100	Strapping Lid	21.38	15.25	.88
	mm/kg	543	387	22

## 24" x 20" Lids

Model No.	Description	L"(A)	Dimensions Outside Top W"(B)	H"(C)
<b>S</b> DR24200100	Recessed Lid	24	20	1.13
	mm/kg	610	508	29
DS24200100	Strapping Lid	24.06	20.13	1.5
	mm/kg	611	511	38

## 24" x 20" Containers

- Stock color: Lt. Gray

Model No.	Description	Dimensions			Inside Usable Height H"(F)	Weight lbs.	Weight Capacity lbs.	Volume w/lid			Nesting Ratio	48' Truck Capacity		53' Truck Capacity						
		Outside Top L"(A)	W"(B)	H"(C)				Inside Bottom L"(D)	W"(E)	Cu. Ft. (R)		(S)	(HC)	Stacked w/lid (R)	Nested w/lid (S)	Stacked w/lid (R)	Nested w/lid (S)			
DL24200627**	Open Handles/Open Bottom	24	20	6.75	20.6	16.5	5.38	3.77	50	1.15	1.31	3:1	1904	1568	3612	3200	2108	1736	4128	3936
	mm/kg/l	610	508	171	523	419	137	1.71	23	33	37	—	—	—	—	—	—	—	—	—
DL24200614*	Open Handles/Solid Bottom	24	20	6.75	20.6	16.5	5.38	3.77	50	1.15	1.31	3:1	1904	1568	3612	3200	2108	1736	4128	3936
	mm/kg/l	610	508	171	523	419	137	1.71	23	33	37	—	—	—	—	—	—	—	—	—
DL24200624**	Closed Handles/Open Bottom	24	20	6.75	20.6	16.5	5.38	3.77	50	1.15	1.31	3:1	1904	1568	3612	3200	2108	1736	4128	3936
	mm/kg/l	610	508	171	523	419	137	1.71	23	33	37	—	—	—	—	—	—	—	—	—
DL24200608**	Closed Handles/Solid Bottom	24	20	6.75	20.6	16.5	5.38	3.77	50	1.15	1.31	3:1	1904	1568	3612	3200	2108	1736	4128	3936
	mm/kg/l	610	508	171	523	419	137	1.71	23	33	37	—	—	—	—	—	—	—	—	—
DL24201026*	Open Handles/Open Bottom	24	20	10.38	20.9	16.4	9	4.38	80	1.93	2.09	4.6:1	1120	1008	3600	3116	1240	1116	3936	3772
	mm/kg/l	610	508	264	531	417	229	1.99	36	55	59	—	—	—	—	—	—	—	—	—
<b>S</b> DL24201014*	Open Handles/Solid Bottom	24	20	10.38	20.9	16.4	9	4.38	80	1.93	2.09	4.6:1	1120	1008	3600	3116	1240	1116	3936	3772
	mm/kg/l	610	508	264	531	417	229	1.99	36	55	59	—	—	—	—	—	—	—	—	—
DL24201025*	Closed Handles/Open Bottom	24	20	10.38	20.9	16.4	9	4.38	80	1.93	2.09	3:1	1120	1008	3600	3116	1240	1116	3936	3772
	mm/kg/l	610	508	264	531	417	229	1.99	36	55	59	—	—	—	—	—	—	—	—	—
DL24201008*	Closed Handles/Solid Bottom	24	20	10.38	20.9	16.4	9	4.38	80	1.93	2.09	4.6:1	1120	1008	3600	3116	1240	1116	3936	3772
	mm/kg/l	610	508	264	531	417	229	1.99	36	55	59	—	—	—	—	—	—	—	—	—
DL24201221*	Ergo. Handles/Open Bottom	24	20	12.38	20.5	16.6	11	4.94	80	2.36	2.56	5.5:1	896	896	3640	3040	992	992	4120	3936
	mm/kg/l	610	508	314	521	422	279	2.24	36	67	73	—	—	—	—	—	—	—	—	—
<b>S</b> DL24201202*	Ergo. Handles/Solid Bottom	24	20	12.38	20.5	16.6	11	4.94	80	2.36	2.56	5.5:1	896	896	3640	3040	992	992	4120	3936
	mm/kg/l	610	508	314	521	422	279	2.24	36	67	73	—	—	—	—	—	—	—	—	—

(R) Recessed Lid (S) Strapping Lid \*\*Textured bottom available \*Textured bottom All Detached Lid Containers are available with bails. N/R Not Rackable. Capacity is dependent upon application and use environment. Check with Buckhorn for suitability in your application. Specifications subject to change without notice.

**S** = In Stock Items